

# H00500FS\*

REV.	CHG	DESCRIPTION	REV. BY	REV. DATE
A	A	RELEASED PER ECR #3158	B.A.B.	06/13/2002
DRW NO.	H15584			

PART NO.	PART NAME	QTY
H00500-63	HEIGHT CONTROL VALVE	1
H15526-2	3/8 TUBING, 24"	1
H15584	INSTRUCTION SHEET	1
H15621	BRACKET	1
H15623	LINKAGE BRACKET	1
H15568	BRACKET	1



\*HPB500-16

PART NO.	PART NAME	QTY
H13404	WASHER	5
H13964	1/4-20 LOCKNUT	5
H14231	1/8 NPT ELBOW	1
H15388	1/4-20x2.75 BOLT	2
H15539	TEE FITTING	1
H15574	5/16-18 LOCKNUT	1
H15582	1/4 NPT ELBOW	1
H15583	UNION	1
H15585	STREET ELBOW	1
H15543	1/4-20x.875 BOLT	1

HPB450-15

PART NO.	PART NAME	QTY
H13964	LOCKNUT	2
H14406	LINK SCREW	2
H14407	WASHER	2
H14408	ROD END	2
H14418	CLAMP	2
H14413-33	ROD	1

## IMPORTANT:

**THIS HEIGHT CONTROL VALVE (HCV) KIT CONTAINS 3 PLUMBING DIAGRAMS. PLEASE REVIEW YOUR APPLICATION TO SELECT THE PROPER PLUMBING AND KIT OPTION.**

### APPLICATION

### PLUMBING SCHEMATIC

HCV WITH NON DUMP

H15584  
SHEET 4

HCV WITH EXTERNAL DUMP  
AND WITH HCV MOUNTED  
ON REAR CROSS MEMBER

H15584  
SHEET 2

HCV WITH INTEGRAL DUMP  
AND WITH HCV MOUNTED  
UNDER FIFTH WHEEL

H15584  
SHEET 3



FOR ASSISTANCE CALL HADLEY PRODUCTS  
AT 616-530-1717 OR VISIT US ON THE WEB  
AT [www.hadley-products.com](http://www.hadley-products.com)

\*CONTAINS EXTRA PARTS THAT MAY NOT BE USED FOR EACH APPLICATION.

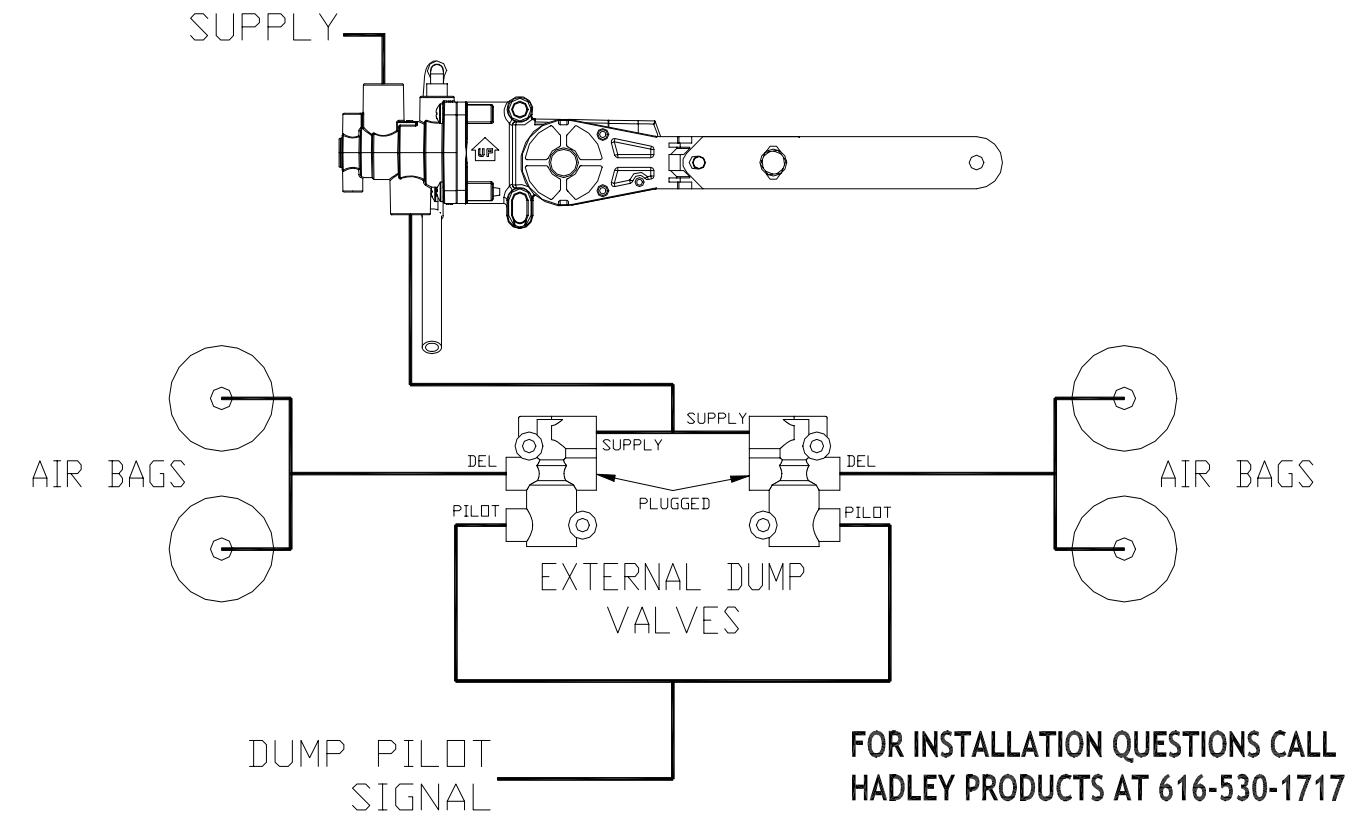

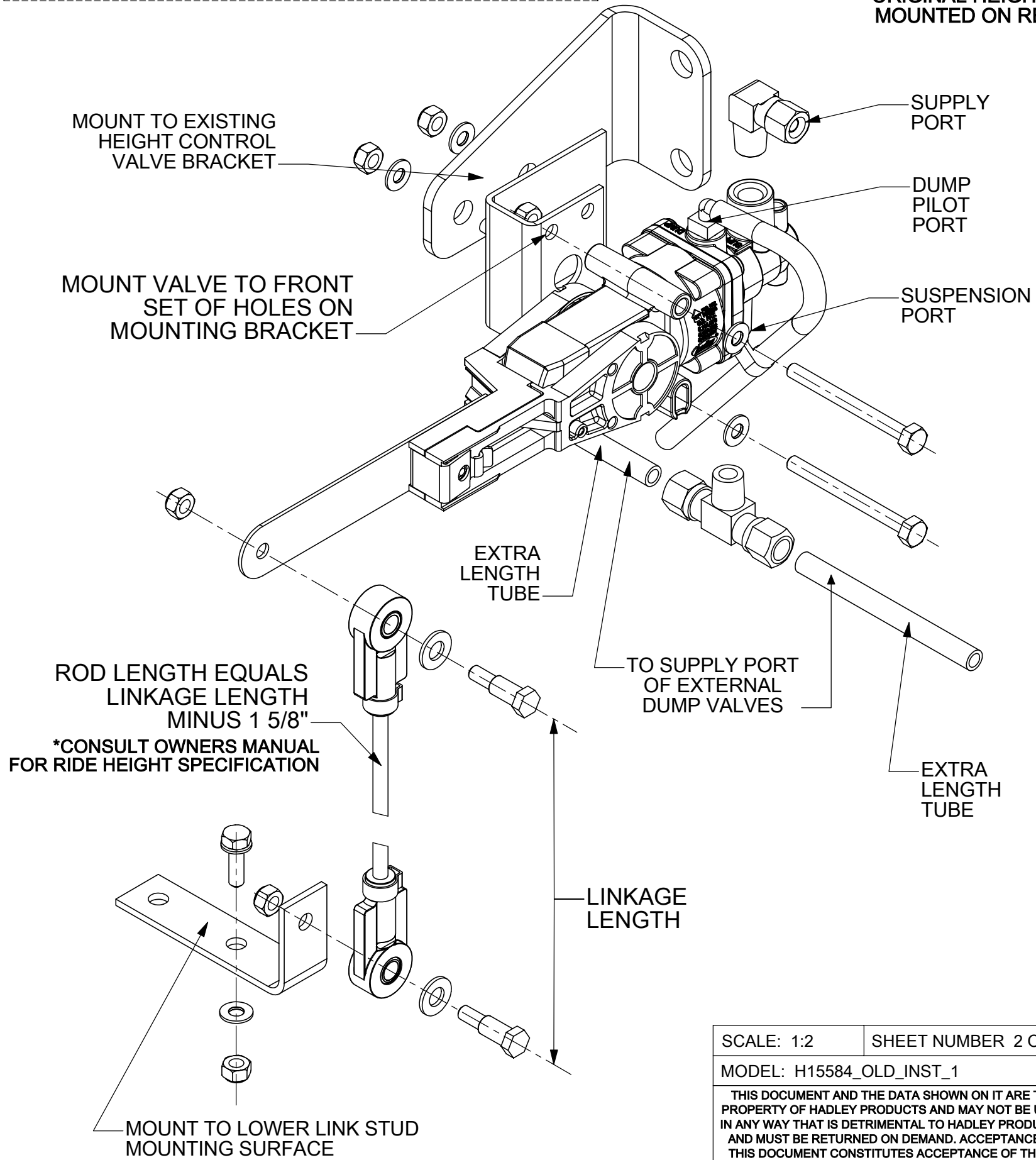
SCALE: 1:4	SHEET NUMBER 1 OF 4	ALL DIMENSIONS IN INCHES	<b>HADLEY PRODUCTS</b> 2851 PRAIRIE STREET S.W. GRANDVILLE, MI 49418 PHONE: 616.530.1717 FAX: 616.530.3283 <a href="http://www.hadley-products.com">www.hadley-products.com</a>	DRAWN BY: B.A.B.	DATE: 05/22/2002		
MODEL: NONE		TOLERANCES UNLESS OTHERWISE SPECIFIED: DECIMAL 2 PLC. ±.01 DECIMAL 3 PLC. ±.005 FRACTIONAL ± 1/64 ANGULAR ±.5		CHECKED BY: D.E.W.	DATE: 07/18/2002		
THIS DOCUMENT AND THE DATA SHOWN ON IT ARE THE PROPERTY OF HADLEY PRODUCTS AND MAY NOT BE USED IN ANY WAY THAT IS DETRIMENTAL TO HADLEY PRODUCTS, AND MUST BE RETURNED ON DEMAND. ACCEPTANCE OF THIS DOCUMENT CONSTITUTES ACCEPTANCE OF THESE CONDITIONS BY THE RECIPIENT.			DESCRIPTION: INSTALLATION DIAGRAM	CAD Solid Works	DRW SIZE B	DRW NO: H15584	DRW REV: A

# PLUMBING FOR USING THE 500HCV WITH EXTERNAL DUMP VALVE

## VERY IMPORTANT:

THIS CONFIGURATION IS USED WHEN ORIGINAL HEIGHT CONTROL VALVE IS MOUNTED ON REAR CROSS MEMBER

REV.	CHG	DESCRIPTION	REV. BY	REV. DATE
A	A	RELEASED PER ECR #3158	B.A.B.	06/12/2002
H15584				



FOR INSTALLATION QUESTIONS CALL HADLEY PRODUCTS AT 616-530-1717

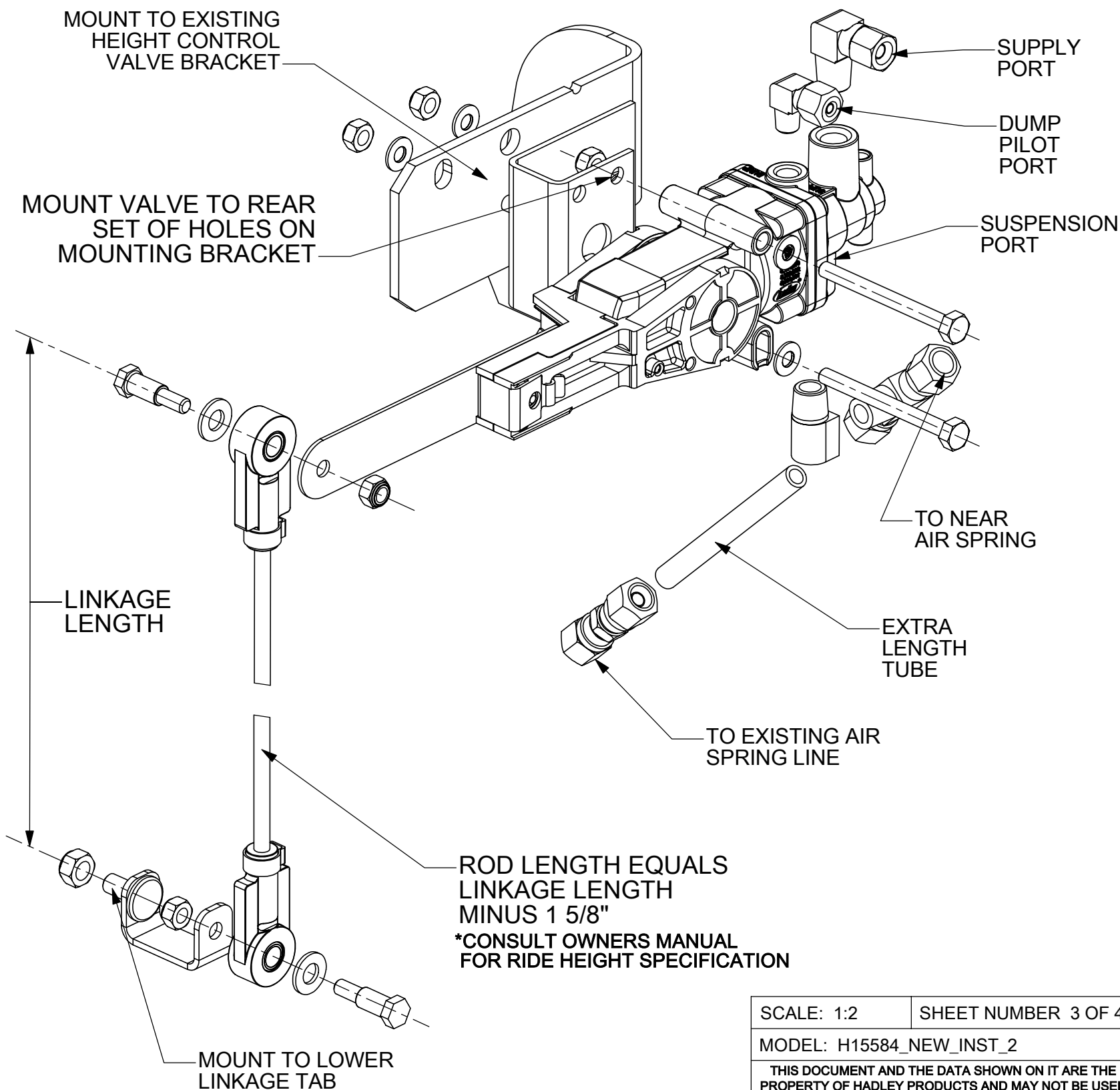
SCALE: 1:2	SHEET NUMBER 2 OF 4	ALL DIMENSIONS IN INCHES	<b>HADLEY PRODUCTS</b>	DRAWN BY:	DATE:
MODEL: H15584_OLD_INST_1			2851 PRAIRIE STREET S.W. GRANDVILLE, MI 49418	B.A.B.	05/25/2002
THIS DOCUMENT AND THE DATA SHOWN ON IT ARE THE PROPERTY OF HADLEY PRODUCTS AND MAY NOT BE USED IN ANY WAY THAT IS DETRIMENTAL TO HADLEY PRODUCTS, AND MUST BE RETURNED ON DEMAND. ACCEPTANCE OF THIS DOCUMENT CONSTITUTES ACCEPTANCE OF THESE CONDITIONS BY THE RECIPIENT.			PHONE: 616.530.1717 FAX: 616.530.3283	CHECKED BY:	DATE:
TOLERANCES UNLESS OTHERWISE SPECIFIED:				D.E.W.	07/18/2002
DECIMAL 2 PLC. ±.01 DECIMAL 3 PLC. ±.005 FRACTIONAL ±1/64 ANGULAR ±.5			www.hadley-products.com	CAD Solid Works	DRW SIZE B
DESCRIPTION: INSTALLATION DIAGRAM				DRW NO: H15584	DRW REV: A

# PLUMBING FOR USING THE 500HCV TO DUMP SUSPENSION

## VERY IMPORTANT:

THIS CONFIGURATION IS USED WHEN ORIGINAL HEIGHT CONTROL VALVE IS MOUNTED UNDER FIFTH WHEEL

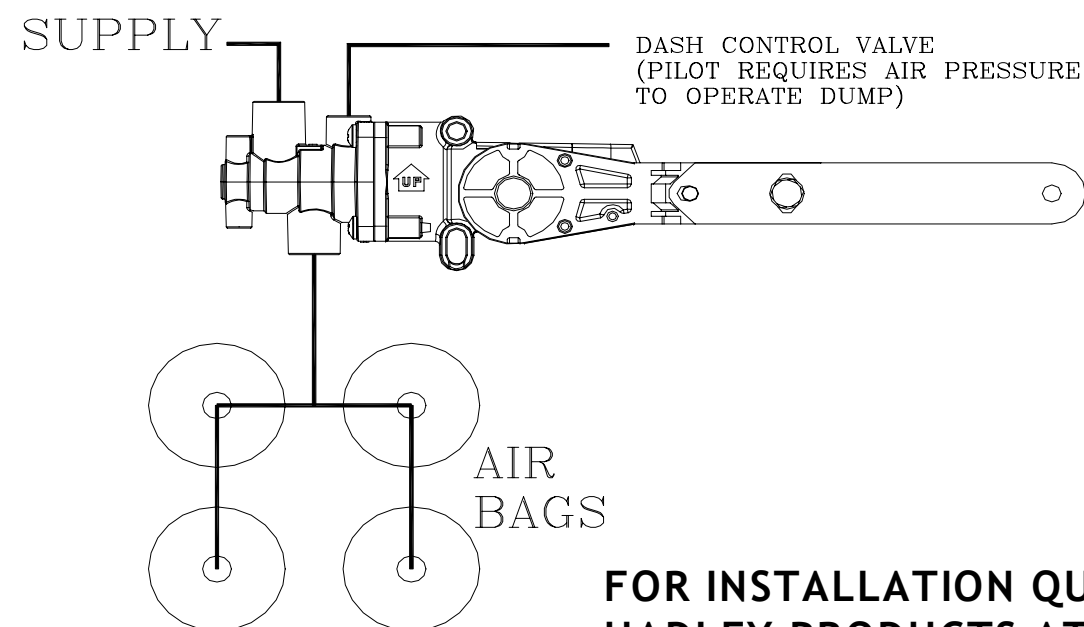
REV.	CHG	DESCRIPTION	REV. BY	REV. DATE
A	A	RELEASED PER ECR #3158	B.A.B.	06/13/2002
H15584				



BEFORE



AFTER

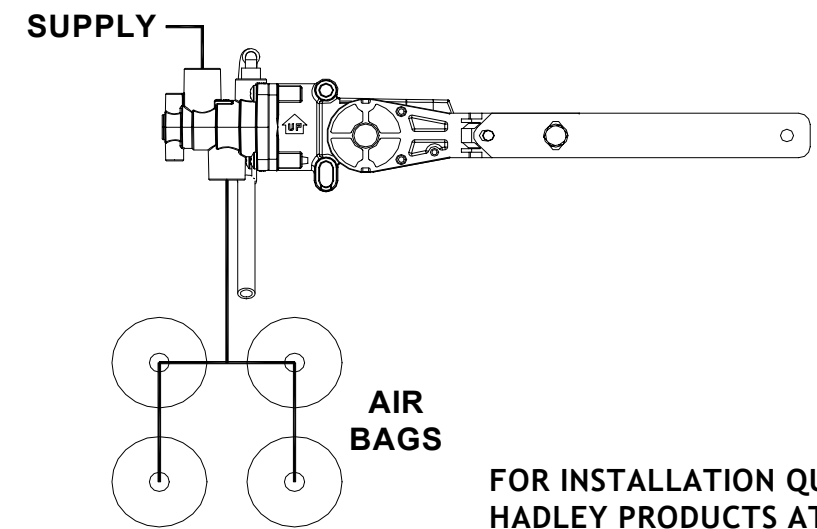
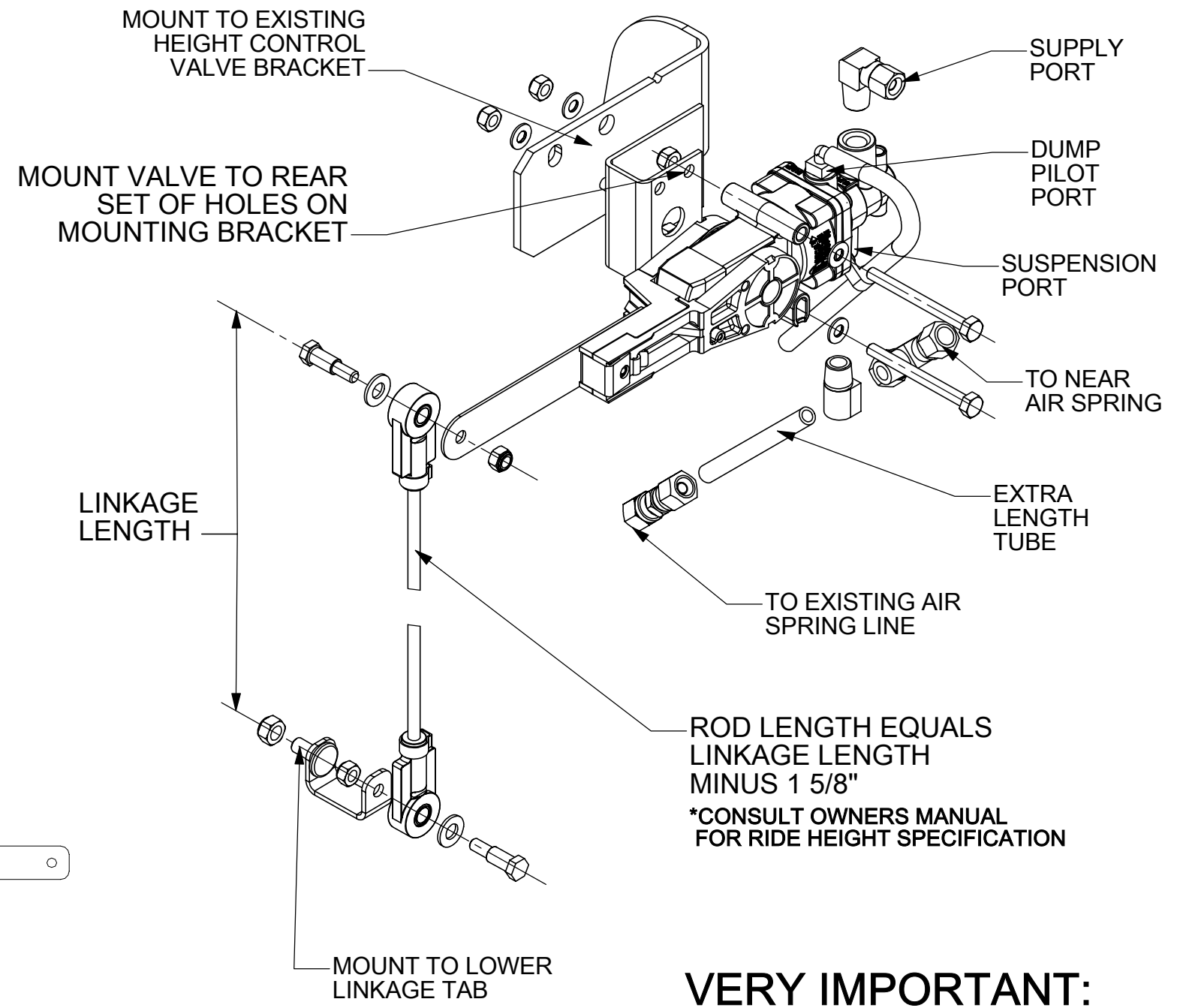
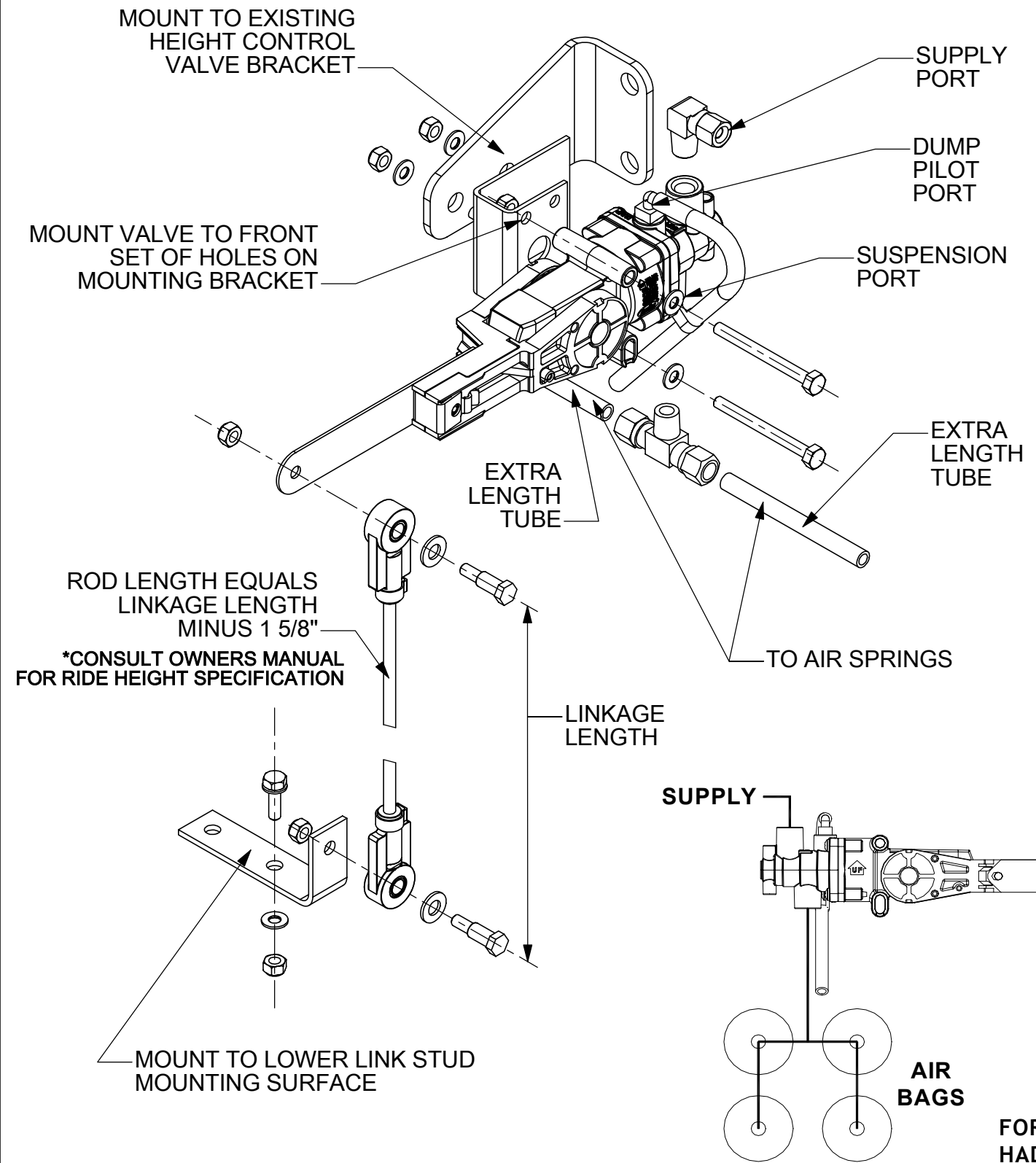


FOR INSTALLATION QUESTIONS CALL HADLEY PRODUCTS AT 616-530-1717

SCALE: 1:2	SHEET NUMBER 3 OF 4	ALL DIMENSIONS IN INCHES	<b>HADLEY PRODUCTS</b> 2851 PRAIRIE STREET S.W. GRANDVILLE, MI 49418 PHONE: 616.530.1717 FAX: 616.530.3283 www.hadley-products.com	DRAWN BY: B.A.B.	DATE: 05/22/2002		
MODEL: H15584_NEW_INST_2			<p>TOLERANCES UNLESS OTHERWISE SPECIFIED:</p> <p>DECIMAL 2 PLC. ±.01 DECIMAL 3 PLC. ±.005 FRACTIONAL ±1/64 ANGULAR ±.5</p>	CHECKED BY: D.E.W.	DATE: 07/18/2002		
<p>THIS DOCUMENT AND THE DATA SHOWN ON IT ARE THE PROPERTY OF HADLEY PRODUCTS AND MAY NOT BE USED IN ANY WAY THAT IS DETRIMENTAL TO HADLEY PRODUCTS, AND MUST BE RETURNED ON DEMAND. ACCEPTANCE OF THIS DOCUMENT CONSTITUTES ACCEPTANCE OF THESE CONDITIONS BY THE RECIPIENT.</p>				DESCRIPTION: INSTALLATION DIAGRAM	CAD Solid Works	DRW SIZE B	DRW NO: H15584

# PLUMBING FOR USING THE 500HCV WITH NO DUMP SYSTEM

REV.	CHG	DESCRIPTION	REV. BY	REV. DATE
A	A	RELEASED PER ECR #3158	B.A.B.	06/12/2002
H15584				



**VERY IMPORTANT:**  
USE THIS CONFIGURATION WHEN ORIGINAL HEIGHT CONTROL VALVE IS MOUNTED UNDER FIFTH WHEEL

**VERY IMPORTANT:**  
USE THIS CONFIGURATION WHEN ORIGINAL HEIGHT CONTROL VALVE IS MOUNTED ON REAR CROSS MEMBER

FOR INSTALLATION QUESTIONS CALL HADLEY PRODUCTS AT 616-530-1717

SCALE: 11:32	SHEET NUMBER 4 OF 4	ALL DIMENSIONS IN INCHES	<b>HADLEY PRODUCTS</b>	DRAWN BY: B.A.B.	DATE: 06/05/2002
MODEL: H15584_OLD_INST_1			2851 PRAIRIE STREET S.W. GRANDVILLE, MI 49418	CHECKED BY: D.E.W.	DATE: 07/18/2002
THIS DOCUMENT AND THE DATA SHOWN ON IT ARE THE PROPERTY OF HADLEY PRODUCTS AND MAY NOT BE USED IN ANY WAY THAT IS DETRIMENTAL TO HADLEY PRODUCTS, AND MUST BE RETURNED ON DEMAND. ACCEPTANCE OF THIS DOCUMENT CONSTITUTES ACCEPTANCE OF THESE CONDITIONS BY THE RECIPIENT.			PHONE: 616.530.1717 FAX: 616.530.3283	CAD DRW SIZE: Solid Works B	DRW NO: H15584
TOLERANCES UNLESS OTHERWISE SPECIFIED: DECIMAL 2 PLC. ±.01 DECIMAL 3 PLC. ±.005 FRACTIONAL ±1/64 ANGULAR ±.5			www.hadley-products.com	DESCRIPTION: INSTALLATION DIAGRAM	
				DRW REV: A	